

41 200m Individual Medley Men Heat

Official

13NZR

13 Years New Zealand Short Course Record

2:12.85

2022-07-31
Hamilton, N...

Ariel Muchirahondo
John Paul College

14NZR

14 Years New Zealand Short Course Record

2:07.42

2023-08-12
Hawkes Bay

Ariel Muchirahondo
Swim Rotorua

NZR

Open New Zealand Short Course

1:54.04

2018-12-11

Bradlee Ashby

Show more



Entries



Heats





Summary

Total



Rank	Competitor	Age	Club	RT	PTS	Result
1	Zhang Kevin	17	Roskill Swi...	0.66		1:59.61 Entry: 2:01.02 (-1.41) Q
	25m: 11.84	50m: 25.61 (13.77)	75m: 41.14 (15.53)			
	100m: 55.87 (14.73)	125m: 1:12.82 (16.95)	150m: 1:30.37 (17.55)			
	175m: 1:45.41 (15.04)	200m: 1:59.61 (14.20)				
2	Brown Sam	20	Coast Swi...	0.75		2:00.43 Entry: 1:58.72 (+1.71) Q
	25m: 12.08	50m: 26.38 (14.30)	75m: 41.23 (14.85)			
	100m: 55.53 (14.30)	125m: 1:12.49 (16.96)	150m: 1:29.86 (17.37)			
	175m: 1:45.66 (15.80)	200m: 2:00.43 (14.77)				
3	Helms Blair	22	North Shor...	0.65		2:01.59 Entry: 1:59.69 (+1.90) Q
	25m: 11.80	50m: 26.52 (14.72)	75m: 42.02 (15.50)			
	100m: 56.81 (14.79)	125m: 1:14.08 (17.27)	150m: 1:31.76 (17.68)			
	175m: 1:47.31 (15.55)	200m: 2:01.59 (14.28)				
4	Peck Ryan	18	United Swi...	0.66		2:02.30 Entry: 2:01.44 (+0.86) Q
	25m: 11.53	50m: 25.34 (13.81)	75m: 40.90 (15.56)			
	100m: 56.16 (15.26)	125m: 1:14.05 (17.89)	150m: 1:32.99 (18.94)			
	175m: 1:48.16 (15.17)	200m: 2:02.30 (14.14)				
5	Faleafa Blake	18	Coast Swi...	0.66		2:02.70 Entry: 2:03.02 (-0.32) Q
	25m: 11.77	50m: 26.35 (14.58)	75m: 41.69 (15.34)			
	100m: 56.64 (14.95)	125m: 1:15.01 (18.37)	150m: 1:33.70 (18.69)			
	175m: 1:48.93 (15.23)	200m: 2:02.70 (13.77)				
6	Williams Daniel	18	SwimZone ...	0.69		2:02.76 Entry: 2:03.29 (-0.53) Q
	25m: 11.76	50m: 26.44 (14.68)	75m: 42.81 (16.37)			
	100m: 57.97 (15.16)	125m: 1:15.19 (17.22)	150m: 1:33.44 (18.25)			
	175m: 1:48.77 (15.33)	200m: 2:02.76 (13.99)				
7	Eley (V) Cael	16	Australia	0.74		2:03.45 Entry: 2:04.19 (-0.74) Q
	25m: 12.41	50m: 27.24 (14.83)	75m: 42.99 (15.75)			
	100m: 58.08 (15.09)	125m: 1:15.56 (17.48)	150m: 1:33.27 (17.71)			
	175m: 1:48.91 (15.64)	200m: 2:03.45 (14.54)				

8	 Muchirahondo Ariel	15	 Swim Rotor...	0.70	2:04.83 Entry: 2:05.06 (-0.23)	Q
	25m: 12.26	50m: 26.80 (14.54)	75m: 42.52 (15.72)			
	100m: 57.08 (14.56)	125m: 1:15.56 (18.48)	150m: 1:34.53 (18.97)			
	175m: 1:50.39 (15.86)	200m: 2:04.83 (14.44)				
9	 Markovich Nemanya	16	 Roskill Swi...	0.63	2:05.27 Entry: 2:06.16 (-0.89)	Q
	25m: 12.34	50m: 26.88 (14.54)	75m: 43.28 (16.40)			
	100m: 59.21 (15.93)	125m: 1:17.49 (18.28)	150m: 1:35.82 (18.33)			
	175m: 1:51.27 (15.45)	200m: 2:05.27 (14.00)				
10	 Kenny Sam	18	 Coast Swi...	0.68	2:05.54 Entry: 2:07.23 (-1.69)	Q
	25m: 11.81	50m: 26.36 (14.55)	75m: 42.84 (16.48)			
	100m: 58.62 (15.78)	125m: 1:16.94 (18.32)	150m: 1:36.02 (19.08)			
	175m: 1:51.49 (15.47)	200m: 2:05.54 (14.05)				
11	 Walker Fraser	16	 United Swi...	0.78	2:05.59 Entry: 2:05.40 (+0.19)	Q
	25m: 12.19	50m: 27.04 (14.85)	75m: 43.30 (16.26)			
	100m: 58.70 (15.40)	125m: 1:17.30 (18.60)	150m: 1:36.47 (19.17)			
	175m: 1:51.52 (15.05)	200m: 2:05.59 (14.07)				
12	 Luscombe (V) Clancy	19	 Australia	0.73	2:06.32 Entry: 2:08.26 (-1.94)	Q
	25m: 12.55	50m: 27.67 (15.12)	75m: 43.54 (15.87)			
	100m: 58.60 (15.06)	125m: 1:17.44 (18.84)	150m: 1:36.58 (19.14)			
	175m: 1:52.08 (15.50)	200m: 2:06.32 (14.24)				
13	 Wearing (V) Lincoln	14	 Australia	0.68	2:07.04 Entry: 2:14.00 (-6.96)	Q
	25m: 12.40	50m: 27.41 (15.01)	75m: 44.11 (16.70)			
	100m: 59.76 (15.65)	125m: 1:18.79 (19.03)	150m: 1:37.94 (19.15)			
	175m: 1:53.30 (15.36)	200m: 2:07.04 (13.74)				
14	 MacDonald Ethan	17	 Hamilton Aq...	0.80	2:07.32 Entry: 2:10.52 (-3.20)	Q
	25m: 12.31	50m: 27.25 (14.94)	75m: 43.03 (15.78)			
	100m: 57.91 (14.88)	125m: 1:17.10 (19.19)	150m: 1:37.05 (19.95)			
	175m: 1:52.94 (15.89)	200m: 2:07.32 (14.38)				
15	 Crosbie James	18	 United Swi...	0.75	2:07.57 Entry: 2:08.06 (-0.49)	Q
	25m: 12.45	50m: 27.11 (14.66)	75m: 43.14 (16.03)			
	100m: 58.32 (15.18)	125m: 1:17.17 (18.85)	150m: 1:36.58 (19.41)			
	175m: 1:52.83 (16.25)	200m: 2:07.57 (14.74)				
16	 Love Jack	18	 Blenheim S...	0.73	2:07.81 Entry: 2:13.13 (-5.32)	Q
	25m: 12.54	50m: 27.23 (14.69)	75m: 43.42 (16.19)			
	100m: 58.95 (15.53)	125m: 1:18.68 (19.73)	150m: 1:38.65 (19.97)			
	175m: 1:53.79 (15.14)	200m: 2:07.81 (14.02)				
17	 Mufana (V) Renzo-Eden	15	 New Caled...	0.66	2:08.82 Entry: 2:11.98 (-3.16)	Q
	25m: 12.52	50m: 27.48 (14.96)	75m: 45.03 (17.55)			
	100m: 1:01.68 (16.65)	125m: 1:20.50 (18.82)	150m: 1:38.95 (18.45)			
	175m: 1:54.65 (15.70)	200m: 2:08.82 (14.17)				
18	 Hughes Hara	18	 United Swi...	0.67	2:09.32 Entry: 2:09.86 (-0.54)	Q

25m: 12.15 50m: 18.07 (5.92) 75m: 44.46 (26.39)
100m: 1:01.07 (16.61) 125m: 1:18.93 (17.86) 150m: 1:37.24 (18.31)
175m: 1:53.91 (16.67) 200m: 2:09.32 (15.41)

19  **Paki TeRauroha** **14**  **Northwave ...** 0.68 **2:09.33**
Entry: 2:14.29 (-4.96) **Q**

25m: 12.63 50m: 27.50 (14.87) 75m: 43.70 (16.20)
100m: 59.04 (15.34) 125m: 1:18.76 (19.72) 150m: 1:38.28 (19.52)
175m: 1:54.45 (16.17) 200m: 2:09.33 (14.88)

20  **Lloyd Hunter** **16**  **Raumati S...** 0.66 **2:09.63**
Entry: 2:10.12 (-0.49) **Q**



25m: 12.15 50m: 26.81 (14.66) 75m: 42.46 (15.65)
100m: 57.82 (15.36) 125m: 1:17.61 (19.79) 150m: 1:38.16 (20.55)
175m: 1:54.47 (16.31) 200m: 2:09.63 (15.16)

21  **Mellsop Curtis** **21**  **Nga Tai Tu...** 0.70 **2:09.70**
Entry: 2:12.28 (-2.58) **Q**



25m: 12.60 50m: 27.71 (15.11) 75m: 43.76 (16.05)
100m: 59.54 (15.78) 125m: 1:19.31 (19.77) 150m: 1:38.98 (19.67)
175m: 1:54.86 (15.88) 200m: 2:09.70 (14.84)

22  **Clifford (V) Ryan** **19**  **Australia** 0.72 **2:09.84**
Entry: 2:08.87 (+0.97) **Q**



25m: 12.29 50m: 26.83 (14.54) 75m: 43.32 (16.49)
100m: 59.66 (16.34) 125m: 1:19.46 (19.80) 150m: 1:39.29 (19.83)
175m: 1:55.04 (15.75) 200m: 2:09.84 (14.80)

23  **Gibson Luke** **18**  **Club 37** 0.74 **2:09.86**
Entry: 2:08.22 (+1.64) **Q**



25m: 12.43 50m: 27.39 (14.96) 75m: 43.53 (16.14)
100m: 59.52 (15.99) 125m: 1:19.08 (19.56) 150m: 1:38.75 (19.67)
175m: 1:54.99 (16.24) 200m: 2:09.86 (14.87)

24  **Ludlow Caleb** **17**  **Alexandra ...** 0.68 **2:09.95**
Entry: 2:10.66 (-0.71) **Q**



25m: 12.42 50m: 27.74 (15.32) 75m: 45.15 (17.41)
100m: 1:01.88 (16.73) 125m: 1:19.27 (17.39) 150m: 1:37.80 (18.53)
175m: 1:54.93 (17.13) 200m: 2:09.95 (15.02)

25  **Ellis Mitchell** **15**  **Liz van Wel...** 0.72 **2:10.56**
Entry: 2:13.25 (-2.69) **Q**



25m: 13.42 50m: 29.27 (15.85) 75m: 45.38 (16.11)
100m: 1:00.94 (15.56) 125m: 1:20.22 (19.28) 150m: 1:40.76 (20.54)
175m: 1:56.24 (15.48) 200m: 2:10.56 (14.32)

26  **Gu Osbert** **15**  **Phoenix Aq...** 0.75 **2:10.59**
Entry: 2:12.22 (-1.63) **Q**

25m: 12.68 50m: 28.49 (15.81) 75m: 45.09 (16.60)
100m: 1:00.45 (15.36) 125m: 1:19.46 (19.01) 150m: 1:39.51 (20.05)
175m: 1:56.05 (16.54) 200m: 2:10.59 (14.54)

27  **Reiher Joseph** **17**  **Porirua City...** 0.70 **2:10.80**
Entry: 2:16.73 (-5.93) **Q**

25m: 12.84 50m: 28.22 (15.38) 75m: 46.64 (18.42)
100m: 1:04.36 (17.72) 125m: 1:21.74 (17.38) 150m: 1:39.29 (17.55)
175m: 1:56.22 (16.93) 200m: 2:10.80 (14.58)

28  **Esposito Alessandro** **20**  **Nga Tai Tu...** 0.68 **2:10.82**
Entry: 2:08.71 (+2.11) **Q**



25m: 12.63 50m: 27.88 (15.25) 75m: 44.09 (16.21)
100m: 1:00.04 (15.95) 125m: 1:19.22 (19.18) 150m: 1:39.68 (20.46)

175m: 1:55.97 (16.29) 200m: 2:10.82 (14.85)

29	 Solodi Nico	18	 Aquagym S...	0.66	2:10.84 Entry: 2:11.82 (-0.98)	Q
	25m: 12.70	50m: 28.02 (15.32)	75m: 44.66 (16.64)			
	100m: 1:00.51 (15.85)	125m: 1:19.91 (19.40)	150m: 1:39.73 (19.82)			
	175m: 1:55.97 (16.24)	200m: 2:10.84 (14.87)				

30	 Willis Alexander	18	 Ice Breaker...	0.64	2:10.90 Entry: 2:08.90 (+2.00)	Q
	25m: 12.34	50m: 27.10 (14.76)	75m: 43.81 (16.71)			
	100m: 59.82 (16.01)	125m: 1:18.63 (18.81)	150m: 1:38.73 (20.10)			
	175m: 1:55.37 (16.64)	200m: 2:10.90 (15.53)				



31	 Wilson (V) Lucas	20	 Australia	0.71	2:11.01 Entry: 2:16.26 (-5.25)	-
	25m: 12.59	50m: 27.97 (15.38)	75m: 45.31 (17.34)			
	100m: 1:00.96 (15.65)	125m: 1:19.97 (19.01)	150m: 1:39.51 (19.54)			
	175m: 1:56.21 (16.70)	200m: 2:11.01 (14.80)				



32	 Lockhart Callum	19	 Vikings Swi...	0.69	2:11.19 Entry: 2:09.02 (+2.17)	R1
	25m: 12.88	50m: 27.85 (14.97)	75m: 44.38 (16.53)			
	100m: 1:00.26 (15.88)	125m: 1:19.79 (19.53)	150m: 1:39.88 (20.09)			
	175m: 1:56.29 (16.41)	200m: 2:11.19 (14.90)				



33	 Luscombe (V) Fletcher	22	 Australia	0.71	2:11.27 Entry: 2:07.72 (+3.55)	-
	25m: 13.04	50m: 28.36 (15.32)	75m: 46.29 (17.93)			
	100m: 1:03.25 (16.96)	125m: 1:21.29 (18.04)	150m: 1:39.15 (17.86)			
	175m: 1:55.61 (16.46)	200m: 2:11.27 (15.66)				























34	 Feng Andrew	15	 North Shor...	0.64	2:11.82 Entry: 2:13.98 (-2.16)	R2
	25m: 13.02	50m: 28.96 (15.94)	75m: 46.03 (17.07)			
	100m: 1:03.27 (17.24)	125m: 1:20.97 (17.70)	150m: 1:40.18 (19.21)			
	175m: 1:56.85 (16.67)	200m: 2:11.82 (14.97)				

35	 Buissinne Dieter	20	 North Shor...	0.67	2:11.99 Entry: 2:11.20 (+0.79)	
	25m: 12.66	50m: 28.01 (15.35)	75m: 45.95 (17.94)			
	100m: 1:02.94 (16.99)	125m: 1:22.00 (19.06)	150m: 1:41.41 (19.41)			
	175m: 1:57.35 (15.94)	200m: 2:11.99 (14.64)				

36	 Grace Flynn	16	 Vikings Swi...	0.73	2:13.21 Entry: 2:14.49 (-1.28)	
	25m: 12.89	50m: 27.95 (15.06)	75m: 45.24 (17.29)			
	100m: 1:01.87 (16.63)	125m: 1:21.55 (19.68)	150m: 1:41.54 (19.99)			
	175m: 1:58.05 (16.51)	200m: 2:13.21 (15.16)				

37	 Wheeler Rylind	16	 North Cant...	0.67	2:13.47 Entry: 2:15.44 (-1.97)	
	25m: 13.12	50m: 29.04 (15.92)	75m: 46.80 (17.76)			
	100m: 1:04.13 (17.33)	125m: 1:23.65 (19.52)	150m: 1:42.73 (19.08)			
	175m: 1:58.95 (16.22)	200m: 2:13.47 (14.52)				

38	 Batchelor Hugo	19	 United Swi...	0.73	2:13.52 Entry: 2:04.09 (+9.43)	
	25m: 12.90	50m: 28.07 (15.17)	75m: 45.19 (17.12)			
	100m: 1:01.72 (16.53)	125m: 1:22.65 (20.93)	150m: 1:41.81 (19.16)			
	175m: 1:58.34 (16.53)	200m: 2:13.52 (15.18)				

39	 Broadfoot Declan	14	 Pirates Swi...	0.68	2:13.55 Entry: 2:11.96 (+1.59)
	25m: 13.16 100m: 1:02.35 (16.35) 175m: 1:58.95 (16.71)	50m: 28.71 (15.55) 125m: 1:22.20 (19.85) 200m: 2:13.55 (14.60)	75m: 46.00 (17.29) 150m: 1:42.24 (20.04)		
40	 Blair Angus	18	 Comet Swi...	0.68	2:13.72 Entry: 2:14.51 (-0.79)
	25m: 12.76 100m: 1:00.44 (15.97) 175m: 1:58.65 (16.23)	50m: 27.96 (15.20) 125m: 1:21.18 (20.74) 200m: 2:13.72 (15.07)	75m: 44.47 (16.51) 150m: 1:42.42 (21.24)		
41	 Sun Danny	14	 United Swi...	0.79	2:13.78 Entry: 2:14.52 (-0.74)
	25m: 13.33 100m: 1:03.36 (16.82) 175m: 1:58.63 (17.01)	50m: 29.06 (15.73) 125m: 1:22.37 (19.01) 200m: 2:13.78 (15.15)	75m: 46.54 (17.48) 150m: 1:41.62 (19.25)		
42	 Nodanche (V) Yaron	15	 New Caled...	0.70	2:13.95 Entry: 2:12.03 (+1.92)
	25m: 12.67 100m: 1:03.13 (17.54) 175m: 1:58.51 (16.61)	50m: 28.01 (15.34) 125m: 1:22.25 (19.12) 200m: 2:13.95 (15.44)	75m: 45.59 (17.58) 150m: 1:41.90 (19.65)		
43	 Pask Zack	16	 Liz van Wel...	0.74	2:13.97 Entry: 2:15.31 (-1.34)
	25m: 13.62 100m: 1:03.59 (16.42) 175m: 1:58.88 (16.75)	50m: 29.88 (16.26) 125m: 1:22.55 (18.96) 200m: 2:13.97 (15.09)	75m: 47.17 (17.29) 150m: 1:42.13 (19.58)		
44	 Lynch Tyson	16	 Vikings Swi...	0.70	2:14.31 Entry: 2:14.31
	25m: 12.52 100m: 1:00.39 (15.90) 175m: 1:58.20 (16.83)	50m: 28.17 (15.65) 125m: 1:20.08 (19.69) 200m: 2:14.31 (16.11)	75m: 44.49 (16.32) 150m: 1:41.37 (21.29)		
45	 Wong Eric	15	 Ice Breaker...	0.63	2:14.64 Entry: 2:15.34 (-0.70)
	25m: 12.28 100m: 1:02.35 (16.72) 175m: 1:58.90 (16.72)	50m: 28.47 (16.19) 125m: 1:21.88 (19.53) 200m: 2:14.64 (15.74)	75m: 45.63 (17.16) 150m: 1:42.18 (20.30)		
46	 Perceval Lucas	17	 Central Ha...	0.71	2:14.83 Entry: 2:16.87 (-2.04)
	25m: 12.44 100m: 1:00.78 (16.52) 175m: 1:59.36 (17.27)	50m: 27.43 (14.99) 125m: 1:21.51 (20.73) 200m: 2:14.83 (15.47)	75m: 44.26 (16.83) 150m: 1:42.09 (20.58)		
47	 Walker Nathan	19	 Aquagym S...	0.66	2:14.90 Entry: 2:08.13 (+6.77)
	25m: 12.83 100m: 1:03.91 (17.34) 175m: 1:59.54 (17.04)	50m: 28.72 (15.89) 125m: 1:22.93 (19.02) 200m: 2:14.90 (15.36)	75m: 46.57 (17.85) 150m: 1:42.50 (19.57)		
48	 Logger Thomas	20	 Nga Tai Tu...	0.67	2:14.97 Entry: 2:15.85 (-0.88)
	25m: 12.73 100m: 1:02.94 (16.87) 175m: 1:59.71 (16.94)	50m: 28.69 (15.96) 125m: 1:22.53 (19.59) 200m: 2:14.97 (15.26)	75m: 46.07 (17.38) 150m: 1:42.77 (20.24)		
49	 Asiata Samuel	16	 Howick Pak...	0.70	2:15.00 Entry: 2:17.81 (-2.81)



25m: 13.00 50m: 28.53 (15.53) 75m: 45.71 (17.18)
100m: 1:02.42 (16.71) 125m: 1:22.82 (20.40) 150m: 1:43.14 (20.32)
175m: 1:59.87 (16.73) 200m: 2:15.00 (15.13)

50  Cowen Nicholas 17  North Shore... 0.71 **2:15.36**
Entry: 2:13.23 (+2.13)



25m: 13.87 50m: 29.92 (16.05) 75m: 47.99 (18.07)
100m: 1:04.90 (16.91) 125m: 1:23.37 (18.47) 150m: 1:42.63 (19.26)
175m: 1:59.77 (17.14) 200m: 2:15.36 (15.59)

51  Poching Samuel 21  North Shore... 0.72 **2:15.58**
Entry: 2:06.05 (+9.53)

25m: 12.64 50m: 28.37 (15.73) 75m: 46.36 (17.99)
100m: 1:04.21 (17.85) 125m: 1:24.20 (19.99) 150m: 1:45.23 (21.03)
175m: 2:01.56 (16.33) 200m: 2:15.58 (14.02)

52  BakerSefo Ionatana 16  Pirates Swi... 0.70 **2:16.10**
Entry: 2:16.54 (-0.44)



25m: 12.72 50m: 28.34 (15.62) 75m: 46.73 (18.39)
100m: 1:04.21 (17.48) 125m: 1:24.31 (20.10) 150m: 1:44.49 (20.18)
175m: 2:01.35 (16.86) 200m: 2:16.10 (14.75)

53  Gemmell Mahuta 16  Pukekohe ... 0.65 **2:16.11**
Entry: 2:14.17 (+1.94)

25m: 12.85 50m: 28.20 (15.35) 75m: 45.71 (17.51)
100m: 1:01.93 (16.22) 125m: 1:21.42 (19.49) 150m: 1:41.98 (20.56)
175m: 2:00.00 (18.02) 200m: 2:16.11 (16.11)

54  Park John 16  St Paul's S... 0.66 **2:16.17**
Entry: 2:17.23 (-1.06)


25m: 12.93 50m: 28.74 (15.81) 75m: 46.65 (17.91)
100m: 1:04.10 (17.45) 125m: 1:23.13 (19.03) 150m: 1:43.13 (20.00)
175m: 2:00.37 (17.24) 200m: 2:16.17 (15.80)

55  Yin Caleb 14  Mt Eden S... 0.68 **2:16.30**
Entry: 2:17.97 (-1.67)



25m: 13.11 50m: 28.64 (15.53) 75m: 46.97 (18.33)
100m: 1:04.99 (18.02) 125m: 1:23.36 (18.37) 150m: 1:41.88 (18.52)
175m: 1:59.32 (17.44) 200m: 2:16.30 (16.98)

56  Taylor Aidan 15  Howick Pak... 0.71 **2:16.33**
Entry: 2:17.23 (-0.90)


25m: 13.52 50m: 29.59 (16.07) 75m: 48.16 (18.57)
100m: 1:05.81 (17.65) 125m: 1:24.90 (19.09) 150m: 1:44.31 (19.41)
175m: 2:00.90 (16.59) 200m: 2:16.33 (15.43)

57  Bao Elwin 16  North Shore... 0.78 **2:16.36**
Entry: 2:12.28 (+4.08)

25m: 13.01 50m: 28.60 (15.59) 75m: 46.33 (17.73)
100m: 1:03.37 (17.04) 125m: 1:22.51 (19.14) 150m: 1:42.71 (20.20)
175m: 2:00.23 (17.52) 200m: 2:16.36 (16.13)


58  Joyce Josiah 15  St Paul's S... 0.62 **2:16.42**
Entry: 2:18.42 (-2.00)

25m: 13.23 50m: 28.83 (15.60) 75m: 45.97 (17.14)
100m: 1:02.45 (16.48) 125m: 1:22.82 (20.37) 150m: 1:43.56 (20.74)
175m: 2:00.45 (16.89) 200m: 2:16.42 (15.97)

59  Overend Charlie 16  Selwyn Swi... 0.74 **2:16.53**
Entry: 2:17.87 (-1.34)

25m: 13.27 50m: 29.64 (16.37) 75m: 46.93 (17.29)
100m: 1:02.57 (15.64) 125m: 1:23.91 (21.34) 150m: 1:45.29 (21.38)



175m: 2:01.75 (16.46) 200m: 2:16.53 (14.78)

60  **Bell Lucas** **15**  **Tasman Sw...** 0.78 **2:16.92**
Entry: 2:15.49 (+1.43)



25m: 13.38	50m: 29.53 (16.15)	75m: 46.50 (16.97)
100m: 1:03.45 (16.95)	125m: 1:24.16 (20.71)	150m: 1:44.31 (20.15)
175m: 2:01.13 (16.82)	200m: 2:16.92 (15.79)	

61  **Sandford Alex** **14**  **Coast Swi...** 0.70 **2:17.11**
Entry: 2:17.83 (-0.72)



25m: 13.26	50m: 28.80 (15.54)	75m: 46.56 (17.76)
100m: 1:03.62 (17.06)	125m: 1:24.82 (21.20)	150m: 1:46.14 (21.32)
175m: 2:02.32 (16.18)	200m: 2:17.11 (14.79)	

62  **Fuatimau Caden** **13**  **Mt Wellingt...** 0.66 **2:17.22**
Entry: 2:18.25 (-1.03)



25m: 13.31	50m: 29.08 (15.77)	75m: 46.67 (17.59)
100m: 1:03.72 (17.05)	125m: 1:23.80 (20.08)	150m: 1:44.47 (20.67)
175m: 2:01.77 (17.30)	200m: 2:17.22 (15.45)	

63  **Yoon Jethrow** **15**  **Phoenix Aq...** 0.66 **2:17.37**
Entry: 2:17.08 (+0.29)

25m: 13.15	50m: 28.78 (15.63)	75m: 47.66 (18.88)
100m: 1:05.88 (18.22)	125m: 1:25.02 (19.14)	150m: 1:44.65 (19.63)
175m: 2:01.64 (16.99)	200m: 2:17.37 (15.73)	

64  **Lee Yen-Cheng** **15**  **United Swi...** 0.71 **2:17.39**
Entry: 2:17.84 (-0.45)



25m: 13.45	50m: 29.28 (15.83)	75m: 46.96 (17.68)
100m: 1:03.76 (16.80)	125m: 1:23.78 (20.02)	150m: 1:44.51 (20.73)
175m: 2:01.44 (16.93)	200m: 2:17.39 (15.95)	

65  **Shanks Curtis** **17**  **Jasi Swim ...** 0.77 **2:17.42**
Entry: 2:16.74 (+0.68)



25m: 12.91	50m: 28.94 (16.03)	75m: 45.82 (16.88)
100m: 1:02.85 (17.03)	125m: 1:22.86 (20.01)	150m: 1:43.28 (20.42)
175m: 2:01.38 (18.10)	200m: 2:17.42 (16.04)	

66  **Brady Michael** **15**  **North Shor...** 0.65 **2:18.29**
Entry: 2:17.67 (+0.62)

25m: 13.73	50m: 29.70 (15.97)	75m: 47.93 (18.23)
100m: 1:05.43 (17.50)	125m: 1:25.92 (20.49)	150m: 1:46.50 (20.58)
175m: 2:03.47 (16.97)	200m: 2:18.29 (14.82)	

67  **Sands Hunter** **16**  **Liz van Wel...** 0.76 **2:18.39**
Entry: 2:16.53 (+1.86)























25m: 13.19	50m: 29.44 (16.25)	75m: 47.27 (17.83)
100m: 1:04.64 (17.37)	125m: 1:25.17 (20.53)	150m: 1:45.72 (20.55)
175m: 2:02.69 (16.97)	200m: 2:18.39 (15.70)	

68  **Otene Jaiah** **13**  **Stratford Fl...** 0.76 **2:19.06**
Entry: 2:24.19 (-5.13)



25m: 14.49	50m: 31.14 (16.65)	75m: 49.01 (17.87)
100m: 1:06.04 (17.03)	125m: 1:26.11 (20.07)	150m: 1:47.13 (21.02)
175m: 2:03.95 (16.82)	200m: 2:19.06 (15.11)	

69  **Wang Henry** **13**  **North Shor...** 0.68 **2:19.41**
Entry: 2:23.12 (-3.71)

25m: 13.72	50m: 29.99 (16.27)	75m: 48.26 (18.27)
100m: 1:05.70 (17.44)	125m: 1:26.32 (20.62)	150m: 1:47.67 (21.35)
175m: 2:04.23 (16.56)	200m: 2:19.41 (15.18)	

70	 Sugiyama Taka	16	 Kiwi ASC	0.67	2:19.73 Entry: 2:15.03 (+4.70)
	25m: 13.14	50m: 28.88 (15.74)	75m: 46.57 (17.69)		
	100m: 1:03.65 (17.08)	125m: 1:24.30 (20.65)	150m: 1:46.15 (21.85)		
	175m: 2:03.65 (17.50)	200m: 2:19.73 (16.08)			
71	 Loh Daniel	16	 Howick Pak...	0.71	2:20.31 Entry: 2:17.51 (+2.80)
	25m: 13.50	50m: 29.39 (15.89)	75m: 47.43 (18.04)		
	100m: 1:04.81 (17.38)	125m: 1:26.98 (22.17)	150m: 1:48.82 (21.84)		
	175m: 2:05.22 (16.40)	200m: 2:20.31 (15.09)			
72	 Cone Ethan	19	 Aquagym S...	0.76	2:20.49 Entry: 2:15.36 (+5.13)
	25m: 13.44	50m: 28.99 (15.55)	75m: 45.76 (16.77)		
	100m: 1:02.06 (16.30)	125m: 1:24.13 (22.07)	150m: 1:46.70 (22.57)		
	175m: 2:04.26 (17.56)	200m: 2:20.49 (16.23)			
73	 Aloua Finn	13	 United Swi...	0.71	2:21.54 Entry: 2:24.51 (-2.97)
	25m: 14.12	50m: 31.11 (16.99)	75m: 50.34 (19.23)		
	100m: 1:08.85 (18.51)	125m: 1:28.08 (19.23)	150m: 1:47.81 (19.73)		
	175m: 2:05.86 (18.05)	200m: 2:21.54 (15.68)			
74	 Callow William	13	 Aquagym S...	0.79	2:21.63 Entry: 2:23.30 (-1.67)
	25m: 14.37	50m: 31.35 (16.98)	75m: 50.17 (18.82)		
	100m: 1:07.69 (17.52)	125m: 1:28.96 (21.27)	150m: 1:49.66 (20.70)		
	175m: 2:06.55 (16.89)	200m: 2:21.63 (15.08)			
75	 Jung-Ishida Kai	15	 Swim Rotor...	0.71	2:22.12 Entry: 2:19.71 (+2.41)
	25m: 13.80	50m: 29.99 (16.19)	75m: 47.74 (17.75)		
	100m: 1:04.84 (17.10)	125m: 1:25.19 (20.35)	150m: 1:46.05 (20.86)		
	175m: 2:04.40 (18.35)	200m: 2:22.12 (17.72)			
76	 Swanepoel Grayson	14	 Coast Swi...	0.66	2:22.93 Entry: 2:22.93
	25m: 13.34	50m: 29.41 (16.07)	75m: 47.99 (18.58)		
	100m: 1:05.66 (17.67)	125m: 1:27.64 (21.98)	150m: 1:49.43 (21.79)		
	175m: 2:07.02 (17.59)	200m: 2:22.93 (15.91)			
77	 Leighton (V) Joshua	14	 Australia	0.70	2:24.01 Entry: 2:26.05 (-2.04)
	25m: 13.65	50m: 30.29 (16.64)	75m: 49.13 (18.84)		
	100m: 1:07.95 (18.82)	125m: 1:28.86 (20.91)	150m: 1:50.63 (21.77)		
	175m: 2:07.98 (17.35)	200m: 2:24.01 (16.03)			
78	 Xiong Bryan	14	 Phoenix Aq...	0.64	2:24.17 Entry: 2:25.16 (-0.99)
	25m: 13.62	50m: 30.28 (16.66)	75m: 48.87 (18.59)		
	100m: 1:06.84 (17.97)	125m: 1:27.74 (20.90)	150m: 1:49.78 (22.04)		
	175m: 2:07.77 (17.99)	200m: 2:24.17 (16.40)			
79	 Pedersen Oscar	15	 Coast Swi...	0.72	2:24.26 Entry: 2:20.94 (+3.32)
	25m: 14.07	50m: 30.80 (16.73)	75m: 49.39 (18.59)		
	100m: 1:07.14 (17.75)	125m: 1:28.52 (21.38)	150m: 1:50.75 (22.23)		
	175m: 2:08.17 (17.42)	200m: 2:24.26 (16.09)			
80	 Eagar (V) Alex	14	 Australia	0.74	2:24.54 Entry: 2:27.13 (-2.59)



25m: 14.32 50m: 31.79 (17.47) 75m: 50.25 (18.46)
 100m: 1:07.87 (17.62) 125m: 1:29.27 (21.40) 150m: 1:50.93 (21.66)
 175m: 2:08.06 (17.13) 200m: 2:24.54 (16.48)

81  **Pennington Kyan** 14  **Phoenix Aq...** 0.75 **2:25.50**
 Entry: 2:26.02 (-0.52)



25m: 14.75 50m: 31.99 (17.24) 75m: 50.40 (18.41)
 100m: 1:07.69 (17.29) 125m: 1:28.86 (21.17) 150m: 1:50.76 (21.90)
 175m: 2:09.26 (18.50) 200m: 2:25.50 (16.24)

82  **Xie Jasper** 13  **United Swi...** 0.64 **2:25.74**
 Entry: 2:26.18 (-0.44)

25m: 14.44 50m: 31.48 (17.04) 75m: 50.81 (19.33)
 100m: 1:09.31 (18.50) 125m: 1:28.99 (19.68) 150m: 1:49.61 (20.62)
 175m: 2:08.59 (18.98) 200m: 2:25.74 (17.15)

83  **Irvine (V) Koby** 14  **Australia** 0.68 **2:26.45**
 Entry: 2:26.21 (+0.24)



25m: 14.88 50m: 32.62 (17.74) 75m: 52.29 (19.67)
 100m: 1:11.30 (19.01) 125m: 1:31.76 (20.46) 150m: 1:52.67 (20.91)
 175m: 2:10.05 (17.38) 200m: 2:26.45 (16.40)

84  **Yang Michael** 13  **Phoenix Aq...** 0.72 **2:27.52**
 Entry: 2:28.86 (-1.34)



25m: 14.76 50m: 32.27 (17.51) 75m: 51.89 (19.62)
 100m: 1:09.73 (17.84) 125m: 1:29.92 (20.19) 150m: 1:51.79 (21.87)
 175m: 2:09.77 (17.98) 200m: 2:27.52 (17.75)

85  **Aves Austin** 13  **Parnell Swi...** 0.79 **2:28.85**
 Entry: 2:30.31 (-1.46)

25m: 14.20 50m: 31.93 (17.73) 75m: 50.57 (18.64)
 100m: 1:08.31 (17.74) 125m: 1:30.80 (22.49) 150m: 1:53.63 (22.83)
 175m: 2:11.55 (17.92) 200m: 2:28.85 (17.30)

86  **Wang Elvin** 13  **North Shor...** 0.77 **2:29.77**
 Entry: 2:28.54 (+1.23)



25m: 14.74 50m: 32.31 (17.57) 75m: 51.95 (19.64)
 100m: 1:11.32 (19.37) 125m: 1:32.70 (21.38) 150m: 1:54.20 (21.50)
 175m: 2:12.79 (18.59) 200m: 2:29.77 (16.98)



87  **Childs Henry** 13  **Northwave ...** 0.71 **2:31.02**
 Entry: 2:26.83 (+4.19)



25m: 14.14 50m: 31.29 (17.15) 75m: 50.55 (19.26)
 100m: 1:09.58 (19.03) 125m: 1:32.49 (22.91) 150m: 1:55.74 (23.25)
 175m: 2:14.09 (18.35) 200m: 2:31.02 (16.93)

88  **Lee Jayden** 13  **Wharenui S...** 0.73 **2:34.68**
 Entry: 2:25.96 (+8.72)

25m: 14.06 50m: 31.79 (17.73) 75m: 49.80 (18.01)
 100m: 1:07.59 (17.79) 125m: 1:32.72 (25.13) 150m: 1:58.28 (25.56)
 175m: 2:17.00 (18.72) 200m: 2:34.68 (17.68)

-  **Liu Sonny** 14  **North Shor...** 0.61 **DSQ**

-  **Hewertson Ryan** 15  **Kowhai Swi...** 0.71 **DSQ**

-  **Kregting Daniel** 16  **Roskill Swi...** 0.64 **DSQ**

-  **Biddell (V) Harrison** 19  **Australia** **DNS**